


# MY ENGLISH TOOLBOX

this belongs to:





# THE ENGLISH ALPHABET PRONUNCIATION

**A B C D E F G**

É BI SI DI I EFFE DJI

**H I J K L M N**


ÉTCH AILLE DGÉ KÉ ELLE EMME ENNE


**O P Q R S T U**

O PI KIOU ARE ESSE TI YOU


**V W X Y Z**

VI DOBELYOU EX OUAILLE ZED





# NUMBERS




## Cardinal Numbers

<b>0</b>	Zero	<b>20</b>	Twenty
<b>1</b>	One	<b>21</b>	Twenty-one
<b>2</b>	Two	<b>22</b>	Twenty-two
<b>3</b>	Three	<b>23</b>	Twenty-three
<b>4</b>	Four	<b>24</b>	Twenty-four
<b>5</b>	Five	<b>25</b>	Twenty-five
<b>6</b>	Six	<b>26</b>	Twenty-six
<b>7</b>	Seven	<b>27</b>	Twenty-seven
<b>8</b>	Eight	<b>28</b>	Twenty-eight
<b>9</b>	Nine	<b>29</b>	Twenty-nine
<b>10</b>	Ten	<b>30</b>	Thirty
<b>11</b>	Eleven	<b>40</b>	Forty
<b>12</b>	Twelve	<b>50</b>	Fifty
<b>13</b>	Thirteen	<b>60</b>	Sixty
<b>14</b>	Fourteen	<b>70</b>	Seventy
<b>15</b>	Fifteen	<b>80</b>	Eighty
<b>16</b>	Sixteen	<b>90</b>	Ninety
<b>17</b>	Seventeen	<b>100</b>	One hundred
<b>18</b>	Eighteen	<b>1000</b>	One thousand
<b>19</b>	Nineteen	<b>1 000 000</b>	One million

## Ordinal Numbers

<b>1<sup>ST</sup></b>	First	<b>11<sup>TH</sup></b>	Eleventh	<b>21<sup>ST</sup></b>	Twenty-first
<b>2<sup>ND</sup></b>	Second	<b>12<sup>TH</sup></b>	Twelfth	<b>22<sup>ND</sup></b>	Twenty-second
<b>3<sup>RD</sup></b>	Third	<b>13<sup>TH</sup></b>	Thirteenth	<b>23<sup>RD</sup></b>	Twenty-third
<b>4<sup>TH</sup></b>	Fourth	<b>14<sup>TH</sup></b>	Fourteenth	<b>24<sup>TH</sup></b>	Twenty-fourth
<b>5<sup>TH</sup></b>	Fifth	<b>15<sup>TH</sup></b>	Fifteenth	<b>25<sup>TH</sup></b>	Twenty-fifth
<b>6<sup>TH</sup></b>	Sixth	<b>16<sup>TH</sup></b>	Sixteenth	<b>26<sup>TH</sup></b>	Twenty-sixth
<b>7<sup>TH</sup></b>	Seventh	<b>17<sup>TH</sup></b>	Seventeenth	<b>27<sup>TH</sup></b>	Twenty-seventh
<b>8<sup>TH</sup></b>	Eighth	<b>18<sup>TH</sup></b>	Eighteenth	<b>28<sup>TH</sup></b>	Twenty-eighth
<b>9<sup>TH</sup></b>	Ninth	<b>19<sup>TH</sup></b>	Nineteenth	<b>29<sup>TH</sup></b>	Twenty-ninth
<b>10<sup>TH</sup></b>	Tenth	<b>20<sup>TH</sup></b>	Twentieth	<b>30<sup>TH</sup></b>	Thirtieth

# DAYS, MONTHS, SEASONS



\*\*\*Days and months take CAPITAL LETTERS.\*\*\*

## Days of the week

Monday	lundi
Tuesday	mardi
Wednesday	mercredi
Thursday	jeudi
Friday	vendredi
Saturday	samedi
Sunday	dimanche

## Months


January	janvier
February	février
March	mars
April	avril
May	mai
June	juin
July	juillet
August	août
September	septembre
October	octobre
November	novembre
December	décembre

## Seasons

Winter	hiver
Spring	printemps
Summer	été
Fall/Autumn	automne

## How do you write the day?

<u>Day of the week</u>	<u>Month</u>	<u>Number</u>	<u>Year</u>
Monday,	March	27 <sup>th</sup> ,	2019
Thursday,	April	2 <sup>nd</sup> ,	2019
Saturday,	June	3 <sup>rd</sup> ,	2019



# HOW ARE YOU FEELING TODAY?



**ANGRY**

**CURIOUS**



**EMBARRASSED**

**DISAPPOINTED**



**CONFUSED**

**EXCITED**





**GRUMPY**

**HAPPY**



**NERVOUS**

**PROUD**



**SAD**

**SCARED**



**SHY**

**SILLY**



**SURPRISED**

## Positive Emotions

Happy  
Excited  
Proud

Love  
Joy  
Inspired


Gratitude  
Hope  
Cheerful

## Negative Emotions

Angry  
Sad  
Scared

Grumpy  
Frustration  
Disappointed

Fear  
Worried  
Despair



# TIME EXPRESSIONS

## Parts of the day

<u>English</u>	<u>French</u>
Morning	Matin
Noon	Midi
Afternoon	Après-midi
Evening	Soirée
Night	Soir
Midnight	Minuit

## Present Time Words

<u>English</u>	<u>French</u>
Today	Aujourd'hui
Tonight	Ce soir
Right now	Maintenant
Before	Avant
After	Après



## Past Time Words

<u>English</u>	<u>French</u>
Yesterday	Hier
Last night	Hier soir
Last week	La semaine dernière
Last month	Le mois dernier
Last year	L'an dernier
A year ago	Il y a un an


## Future Time Words

<u>English</u>	<u>French</u>
Tomorrow	Demain
Next week	La semaine prochaine
Next month	Le mois prochain
Next year	L'année prochaine

# SUBJECT PRONOUNS

A pronoun takes the place of a noun (person, place or thing).


## SINGULAR



**I**




**YOU**




**HE**

Male



**IT**

Neutral




**SHE**



Female

## PLURAL

**WE**



**YOU**



**THEY**

# WHAT IS THE WEATHER TODAY?

Functional language: Today, the weather is...


Windy




Wind



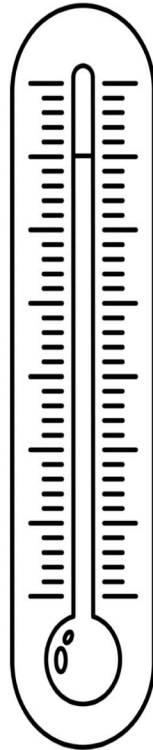

Cloudy



Lightning



Sunny



Burning Hot

Hot

Warm

Cool

Cold


Freezing Cold



Snowy

Snow

Rainbow



Partly Cloudy

Rainy



Rain



# AN ADJECTIVE'S ROLE IS...




## TEXTURE

Sharp  
Cold  
Hot  
Sticky



## TASTE

Sour  
Sweet  
Bitter  
Salty



## COLOR

Red  
White  
Orange  
Turquoise



## SHAPE

Huge  
Small  
Tiny  
Large

An adjective is a word that describes or clarifies a noun.




## ODOR

Smelly  
Fresh  
Flowery  
Stinky



## SIZE

Tall  
Short  
Huge  
Tiny



## SOUND

Loud  
Silent  
Quiet  
Yelling



## NUMBER

Nine  
One  
Five  
Six



## WEATHER

Windy  
Rainy  
Clear  
Dry

## FEELINGS

Sad  
Happy  
Glad  
Shy



# WHAT IS A PREPOSITION?

A preposition is a word which shows the relationship of a noun or a pronoun to some other word in a sentence. They are usually positional words.

Beside




Above

Off



Between




Against



Across




Near




Far




Behind




Under



Down



Up



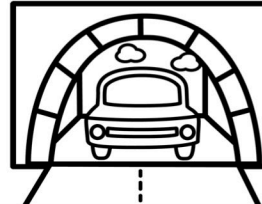
In Front



On




Through




Toward



Out




In



# NOUNS


A noun is a person, place, animal or thing.

A Superhero



Person

A Musician



Place

A Purse




Thing

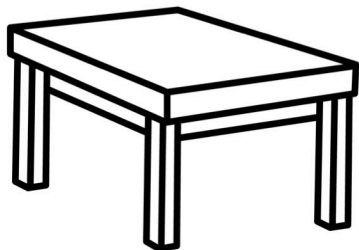


A Library

A Rabbit




Animal



A Table

A Dog





# SENTENCE STRUCTURE

## AFFIRMATIVE SENTENCE

### TO BE

S + V + O

You are nice.

### OTHER VERBS

S + V + O

She eats kiwis.

## NEGATIVE SENTENCE

### TO BE

S + 'to be' + not + O

He is not nice.

### OTHER VERBS

S + V + O

She eats kiwis.

## INTERROGATIVE SENTENCE

### TO BE

'to be' + S + O

Are you leaving?

### OTHER VERBS

Aux + S + V + O

Does he eat fruit?

## WH-QUESTIONS

### TO BE

Wh-Qw + 'to be' + S + O

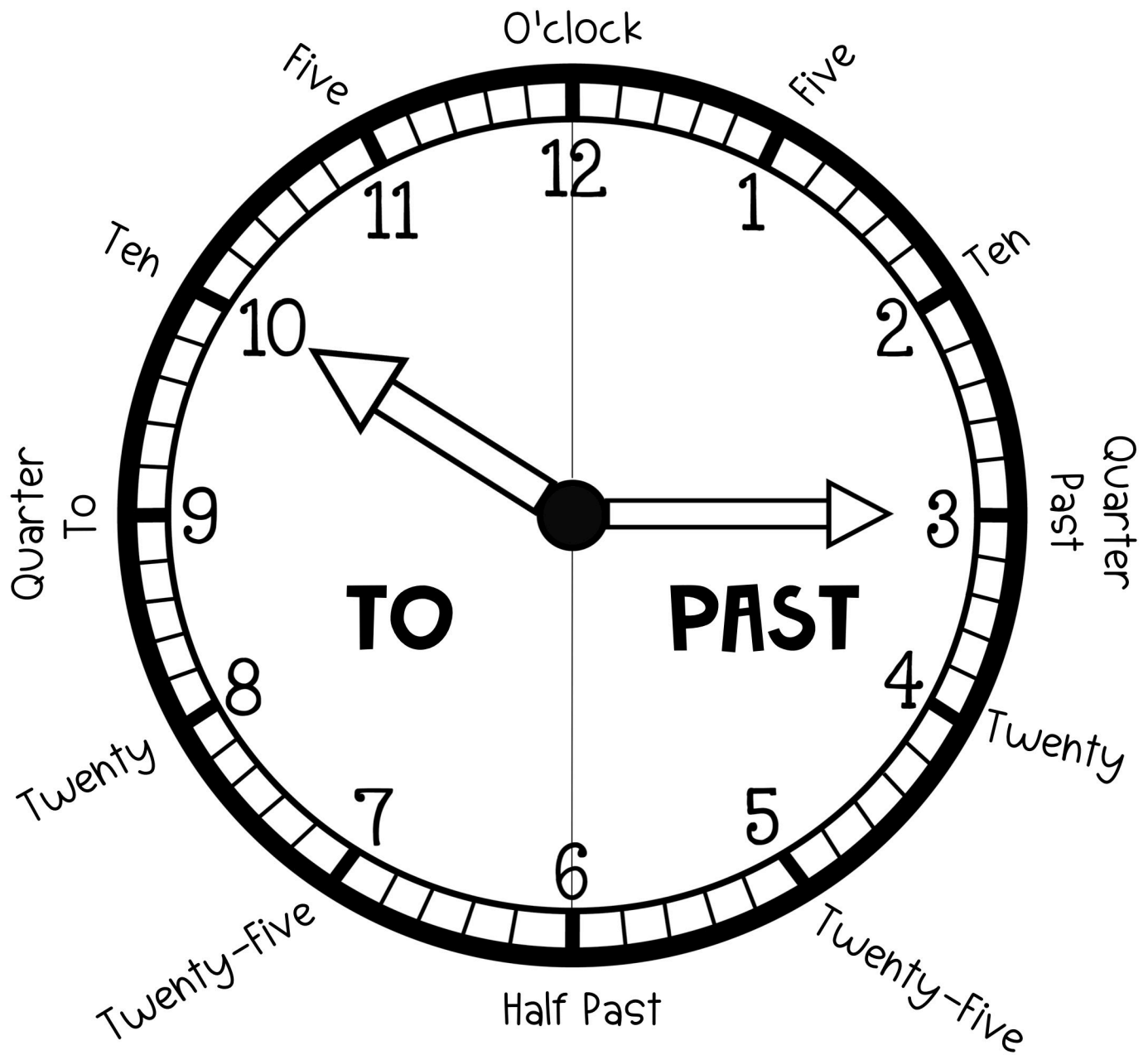
Where is the pretty girl?

### OTHER VERBS

Wh-Qw + Aux + S + V + O

What does he eat?

# TELLING THE TIME!



## WHAT TIME IS IT?

It is ten to three

It is quarter to five

It is twenty to eight

It is twenty-five to six

It is half past four

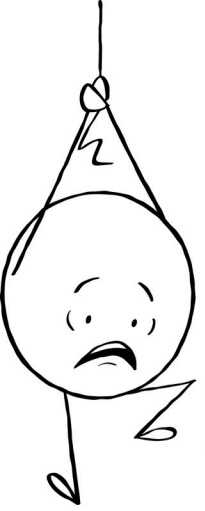
It is ten past three

It is quarter past five

It is twenty past eight

It is twenty-five past six

It is half past four



# VERBS


## TO BE TO HAVE TO DO

### TO BE

<u>Personal Pronouns</u>	<u>Past</u>	<u>Present</u>	<u>Future</u>
I	Was	Am	Will be
You	Were	Are	
He, She, It	Was	Is	
We	Were	Are	
You	Were	Are	
They	Were	Are	


### TO HAVE

<u>Personal Pronouns</u>	<u>Past</u>	<u>Present</u>	<u>Future</u>
I	Had	Have	Will have
You		Have	
He, She, It		Has	
We		Have	
You		Have	
They		Have	



### TO DO

<u>Personal Pronouns</u>	<u>Past</u>	<u>Present</u>	<u>Future</u>
I	Did	Do	Will do
You		Do	
He, She, It		Does	
We		Do	
You		Do	
They		Do	



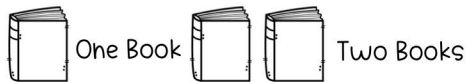


# RULES FOR PLURAL NOUNS

## FOR MOST REGULAR NOUNS

Friend → Friends  
Tree → Trees  
Book → Books

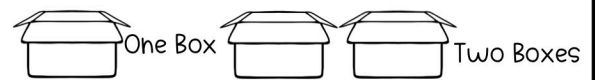
**ADD  
-S**



## FOR NOUNS ENDING IN CH, SH, S, X OR Z

Kiss → Kisses  
Box → Boxes  
Watch → Watches

**ADD  
-ES**



## FOR NOUNS ENDING IN Y WITH A CONSONANT BEFORE THE Y

Candy → Candies  
Puppy → Puppies  
Cherry → Cherries


**ADD  
-IES**



## FOR NOUNS ENDING IN Y WITH A VOWEL BEFORE THE Y

Toy → Toys  
Monkey → Monkeys  
Key → Keys

**ADD  
-S**



## FOR NOUNS ENDING IN F OR FE, DROP THE F OR FE

Loaf → Loaves  
Knife → Knives  
Leaf → Leaves

**ADD  
-VES**



## FOR NOUNS ENDING IN O WITH A CONSONANT BEFORE THE O

Mango → Mangoes  
Tomato → Tomatoes  
Echo → Echoes

**ADD  
-ES**



## SOME NOUNS CHANGE SPELLING WHEN THEY BECOME PLURAL

Tooth → Teeth  
Child → Children  
Woman → Women

**SPELLING  
CHANGES**



## SOME NOUNS DO NOT CHANGE AT ALL WHEN THEY ARE IN PLURAL FORM

Fish → Fish  
Sheep → Sheep  
Deer → Deer

**SPELLING  
DOES NOT  
CHANGES**



# IRREGULAR VERBS LIST

Infinitive	Past Tense	Past Participle	French Verb
To Be	Was, Were	Been	être
To Beat	Beat	Beaten	battre
To Become	Became	Become	devenir
To Begin	Began	Begun	commencer
To Bend	Bent	Bent	(se) courber
To Bite	Bit	Bitten	mordre
To Break	Broke	Broken	briser
To Bring	Brought	Brought	apporter
To Build	Built	Built	bâtir
To Burn	Burnt	Burnt	brûler
To Buy	Bought	Bought	acheter
To Catch	Caught	Caught	attraper
To Choose	Chose	Chosen	choisir
To Come	Came	Come	venir
To Cut	Cut	Cut	couper
To Dig	Dug	Dug	creuser
To Do	Did	Done	faire
To Dream	Dreamt	Dreamt	rêver
To Drink	Drank	Drunk	boire
To Drive	Drove	Driven	conduire
To Eat	Ate	Eaten	manger
To Fall	Fell	Fallen	tomber
To Feel	Felt	Felt	(se) sentir
To Fight	Fought	Fought	(se) battre
To Find	Found	Found	trouver



# IRREGULAR VERBS LIST

Infinitive	Past Tense	Past Participle	French Verb
To Fly	Flew	Flown	voler
To Forget	Forgot	Forgotten	oublier
To Forgive	Forgave	Forgiven	pardonner
To Get	Got	Got	obtenir
To Give	Gave	Given	donner
To Go	Went	Gone	aller
To Grow	Grew	Grown	croître
To Hang	Hung	Hung	accrocher
To Have	Had	Had	avoir
To Hear	Heard	Heard	entendre
To Hide	Hid	Hidden	(se) cacher
To Hit	Hit	Hit	frapper
To Hold	Held	Held	tenir
To Hurt	Hurt	Hurt	blesser
To Keep	Kept	Kept	garder
To Know	Knew	Known	Savoir
To Learn	Learnt	Learnt	apprendre
To Leave	Left	Left	Partir
To Lend	Lent	Lent	prêter
To Lose	Lost	Lost	perdre
To Make	Made	Made	faire
To Meet	Met	Met	rencontrer
To Pay	Paid	Paid	payer
To Put	Put	Put	mettre
To Read	Read	Read	lire

# IRREGULAR VERBS LIST

Infinitive	Past Tense	Past Participle	French Verb
To Ride	Rode	Ridden	Monter à
To Ring	Rang	Rung	sonner
To Run	Ran	Run	Courir
To Say	Said	Said	dire
To See	Saw	Seen	Voir
To Sell	Sold	Sold	vendre
To Send	Sent	Sent	envoyer
To Sing	Sang	Sung	chanter
To Sleep	Slept	Slept	dormir
To Speak	Spoke	Spoken	parler
To Stand	Stood	Stood	Être debout
To Sweep	Swept	Swept	balayer
To Swim	Swam	Swum	nager
To Take	Took	Taken	prendre
To Teach	Taught	Taught	enseigner
To Tear	Tore	Torn	déchirer
To Tell	Told	Told	dire
To Think	Thought	Thought	penser
To Throw	Threw	Threw	jeter
To Understand	Understood	Understood	comprendre
To Wake	Woke	Waken	Se réveiller
To Wear	Wore	Worn	porter
To Win	Won	Won	gagner
To Write	Wrote	Written	écrire

# THANK YOU!!!

Thank you for your purchase! I truly hope that this product will please you and your students. If you have any questions please feel free to email me at: [melissa.jeanll@gmail.com](mailto:melissa.jeanll@gmail.com) and I will be delighted to answer your questions.

I would appreciate any feedback you leave on the TPT website. Doing so will earn you credits!

If you enjoyed this product please visit my store [here](#) to see my other fabulous products !

THANK YOU TO THESE ARTISTS FOR THE GREAT CLIPART AND FONTS



# TERMS OF USE

TERMS OF USE © MEL'S ESL SHOP. ALL RIGHTS RESERVED.

<b>Downloading this item allows you to</b>	<b>Downloading this item does NOT allow you to</b>
<input type="checkbox"/> Use this item for personal use	<input type="checkbox"/> Modify this item for any commercial purpose
<input type="checkbox"/> Use this item in your own classroom with your students	<input type="checkbox"/> Give this item to others to use or modify
<input type="checkbox"/> Download any future updates of this product free of charge (you may check your My Purchases page on TpT for any updates that may be available)	<input type="checkbox"/> Copy or modify any part of this product with the intent to share it for free or purchase
	<input type="checkbox"/> Post or share this item on any internet website including but not limited to: personal websites, district sharing sites, and or Facebook groups or pages.